

April 30, 2025

# Fund Fact Sheet



## Texas Range Local Government Investment Program

The TexasTERM Local Government Investment Pool, now doing business as the Texas Range Investment Program ("Texas Range" or the "Program") was established by the Common Investment Contract, in conformity with Chapters 791 (Interlocal Cooperation Act) and 2256 (Public Funds Investment Act) of Texas Government Code.

Texas Range is directed by an Advisory Board, which is made up of experienced local government finance directors and treasurers.

### Investment Objective

To earn the highest income consistent with preserving principal and maintaining liquidity, and to maintain a stable \$1.00 net asset value ("NAV").

### Investment Philosophy

The Program's adviser seeks to optimize investment returns through careful analysis and investment in short-term governmental securities and other high-quality money market instruments while preserving the safety and liquidity of the underlying principal.

## TexasDAILY Fund Facts

As of April 30, 2025

Current 7-Day Net Yield <sup>1</sup>	4.33%
Monthly Distribution Yield <sup>2</sup>	4.34%
Weighted Average Maturity <sup>3</sup>	42 Days
Fund Rating <sup>5</sup>	AAAmmf

### Service Providers

Investment Advisor and Program Administrator:  
PFM Asset Management\*

Distributor: U.S. Bancorp Investments, Inc.

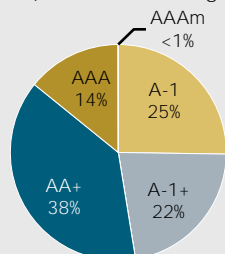
Custodian: U.S. Bank, N.A.

Independent Audit Firm: Ernst & Young, LLC.

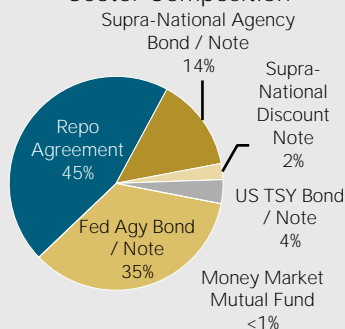
Legal Counsel: McCall, Parkhurst & Horton, LLP.

### Fund Diversification as of April 30, 2025

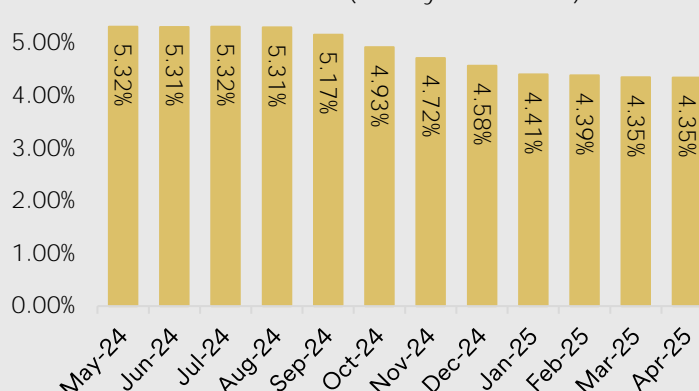
#### Credit Quality Distribution (S&P Global Ratings)



#### Sector Composition



### Fund Performance (30-Day Net Yield<sup>4</sup>)



\*PFM Asset Management is a division of U.S. Bancorp Asset Management, Inc, which serves as administrator and investment adviser to the Fund

<sup>1</sup> Current 7-day net yield, also known as the current annualized yield, represents the net change, exclusive of capital changes and income other than investment income, in the value of a hypothetical account with a balance of one share (normally \$1.00 per share) over a seven-day base period expressed as a percentage of the value of one share at the beginning of the seven-day period. This resulting net change in account value is then annualized by multiplying it by 365 and dividing the result by seven.

<sup>2</sup> The monthly distribution yield represents the net change in the value of a hypothetical account with a value of one share (normally \$1.00 per share) resulting from all dividends declared during a month by the Pool expressed as a percentage of the value of one share at the beginning of the month. This resulting net change is then annualized by multiplying it by 365 and dividing it by the number of calendar days in the month.

<sup>3</sup> Weighted Average Maturity: Calculated by the final maturity for a security held in the portfolio and the interest rate reset date. This is a way to measure a fund's sensitivity to potential interest rate changes.

<sup>4</sup> As of the last day of the month. The 30-day yield represents the net change, exclusive of capital changes and income other than investment income, in the value of a hypothetical account with a balance of one share (normally \$1.00 per share) over a 30-day base period expressed as a percentage of the value of one share at the beginning of the thirty-day period. This resulting net change in account value is then annualized by multiplying it by 365 and dividing the result by 30. Past performance does not guarantee future results. Yields will fluctuate as market conditions change. The current fund performance may be higher or lower than that cited.

<sup>5</sup> Fitch AAAMmf Rating: portfolios with this rating denote the strongest capacity to achieve the investment objective of preserving principal and providing liquidity through limiting credit, market, and liquidity risk. Please visit [fitchratings.com](https://www.fitchratings.com) for more information and ratings methodology.

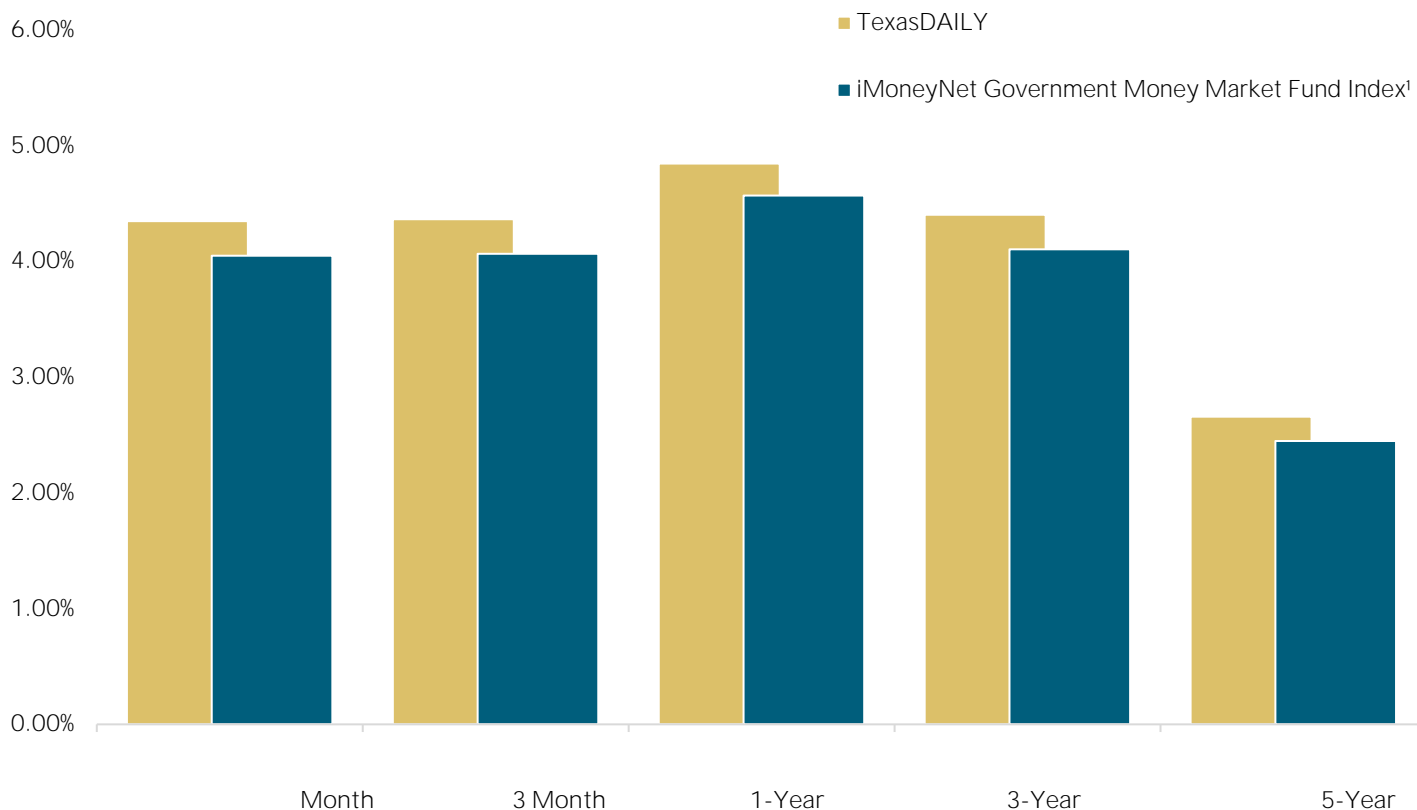
The yields shown may reflect fee waivers by service providers that subsidize and reduce the total operating expenses of the Program. Program yields would be lower if there were no such waivers.

Average annual returns for historic periods and important disclosure information is provided on the following page.

Percentages may not add to 100% due to rounding.



## Average Annual Return as of April 30, 2025



TexasDAILY	4.35%	4.36%	4.84%	4.40%	2.66%
iMoneyNet Government Money Market Fund Index <sup>1</sup>	4.05%	4.07%	4.57%	4.10%	2.45%

<sup>1</sup>Source: iMoneyNet Government Institutional Money Market Fund Index (iMoneyNet Government Money Market Fund Index); benchmark yields are as of the last business day of each month. This index is comprised of funds rated in the top grade that invest in high-quality financial instruments with dollar-weighted average maturities of less than 60 days. It is not possible to invest directly in such an index.

Past performance does not guarantee future results. Yields will fluctuate as market conditions change. The current fund performance may be higher or lower than that cited. The yields shown may reflect fee waivers by service providers that subsidize and reduce the total operating expenses of the Pool. Pool yields would be lower if there were no such waivers.

Must be preceded or accompanied by an Information Statement. For a current Information Statement, which contains more complete information, please visit <http://www.Texas-Range.com> or call 866-839-8376. Before investing, consider the investment objectives, risks, charges and expenses of the **Program carefully. This and other information can be found in the Program's Information Statement. Read the Information Statement** carefully before you invest or send money.

*This information is for institutional investors, not for further distribution to retail investors, and does not represent an offer to sell or a solicitation of an offer to buy or sell any fund or other security. Investors should consider the Texas Range Investment Program's (the "Program's") investment objectives, risks, charges and expenses before investing. This and other information about the Program is available in the Program's Information Statement, which should be read carefully before investing. A copy of the Program's Information Statement may be obtained by calling 1-866-839-8376 or is available on the Program's website at [www.texas-range.com](http://www.texas-range.com). While TexasDAILY and TexasDAILY Select seek to maintain a stable net asset value of \$1.00 per share and TexasTERM seeks to achieve a net asset value of \$1.00 per share at its stated maturity, it is possible to lose money investing in the Program. An investment in the Program is not insured or guaranteed by the Federal Deposit Insurance Corporation or any other governmental agency. Shares of the Program's portfolio are distributed by U.S. Bancorp Investments, Inc., member FINRA ([www.finra.org](http://www.finra.org)) and SIPC ([www.sipc.org](http://www.sipc.org)). PFM Asset Management is a division of U.S. Bancorp Asset Management, Inc., which serves as administrator and investment adviser to the Program. U.S. Bancorp Asset Management, Inc. is a direct subsidiary of U.S. Bank N.A. and an indirect subsidiary of U.S. Bancorp. U.S. Bancorp Investments, Inc. is a subsidiary of U.S. Bancorp and affiliate of U.S. Bank N.A.*

For more information,  
visit [Texas-Range.com](http://Texas-Range.com) or contact Texas Range's Investment Adviser at  
866-839-8376